



PRESCHOOL PROMISE AWARD RECOMMENDATIONS

March 16, 2016

Gwyn Bachtle, Early Learning Specialist

Vision of HB3380

The Need:

- In Oregon only 15,000 children, out of 96,000 3 & 4 year olds, have access to publicly funded preschool.
- Currently access to publicly funded preschool is restricted to children who are living at or below 100% of the federal poverty level.

The Plan:

- Provide high quality preschool, in a variety of settings, to children from a higher threshold of the federal poverty level.

The Outcome:

- Children who attend high quality preschool are more likely to arrive at kindergarten ready to learn and are more likely to sustain an academic growth trajectory.
- High quality preschool is one of the most effective strategies for closing opportunity and learning gaps.


Roles & Responsibilities

Early Learning Council Policy Body	Early Learning Division State Agency	Early Learning Hubs Local Contractors	Preschool Providers
<ul style="list-style-type: none">• Establish criteria and process for selecting Early Learning Hubs who will sub-contract with local preschool providers.• Identify resources necessary for the ELD to develop, support and sustain the implementation of a high quality preschool program.• Ensure that professional development pathways and supports are available to teachers and assistants.• Establish minimum salary and target salary requirements for lead preschool teachers.• Develop strategies that strive to increase the mean salary for lead preschool teachers in this state.• Administer waivers.	<ul style="list-style-type: none">• Set program standards, teacher qualifications, and compensation scales.• Support professional development of workforce (state system alignment).• Develop Technical and Training Assistance supports for both contractors and providers.• Monitor local contractors for proper execution of sub-contracts with providers, including quality improvement plans associated with waivers.• Build data system to support program objectives and reporting requirements.	<ul style="list-style-type: none">• Identify community priorities.• Create an Implementation Plan that addresses priorities.• Identify a set of providers that would actualize the Implementation Plan.• Subcontract with selected providers to implement preschool program.• Monitor program providers.• Make investments in providers in order to meet program standards.• Support community collaboration to meet the needs of children and families enrolled in the preschool program.	<ul style="list-style-type: none">• Recruit and determine child eligibility.• Implement preschool model according to program standards.• Recruitment of staff that meet requirements.• Participate in continuous quality improvement plans to meet standards.• Collect and report data on child outcomes and other identified program goals.


Evaluation Process

HB3380 allows for the Early Learning Council to implement Preschool Promise in selected hub regions throughout the state.

In December the Early Learning Council released a request for applications.



In February a team of 9 reviewers evaluated the applications. The Evaluation Team included representation from the Early Learning Council, Oregon Health Authority, Department of Human Services, Oregon Department of Education, and the Early Learning Division.



An Award Team – made up of state executive staff and three Council members – reviewed each application and all of the reviewer scores to make recommendations to the full Council.

Request for Applications Criteria

Demonstrated Need and Connection to Community:

- ▣ Readiness and capacity related to community needs assessment, community and provider engagement, and parent engagement.

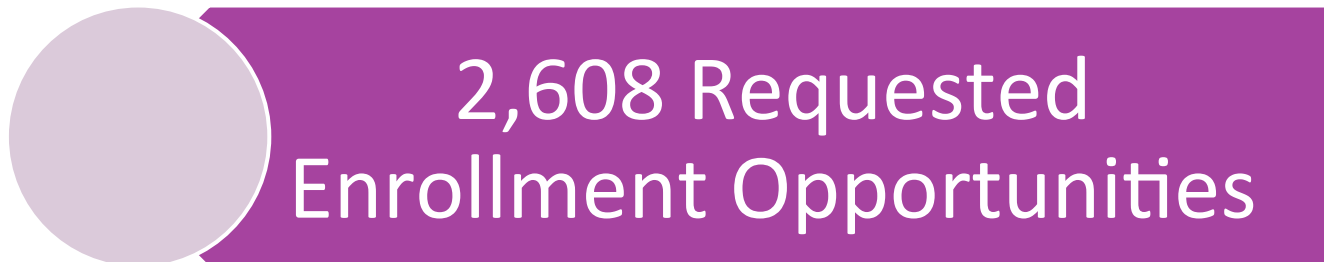
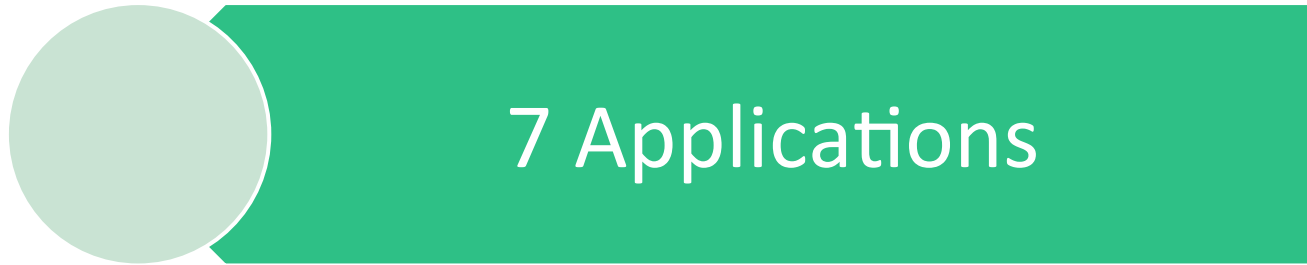
Capacity to Support a Mixed Delivery Model:

- ▣ Organizational capacity, financial and contracting qualifications and sustainability, and governance.

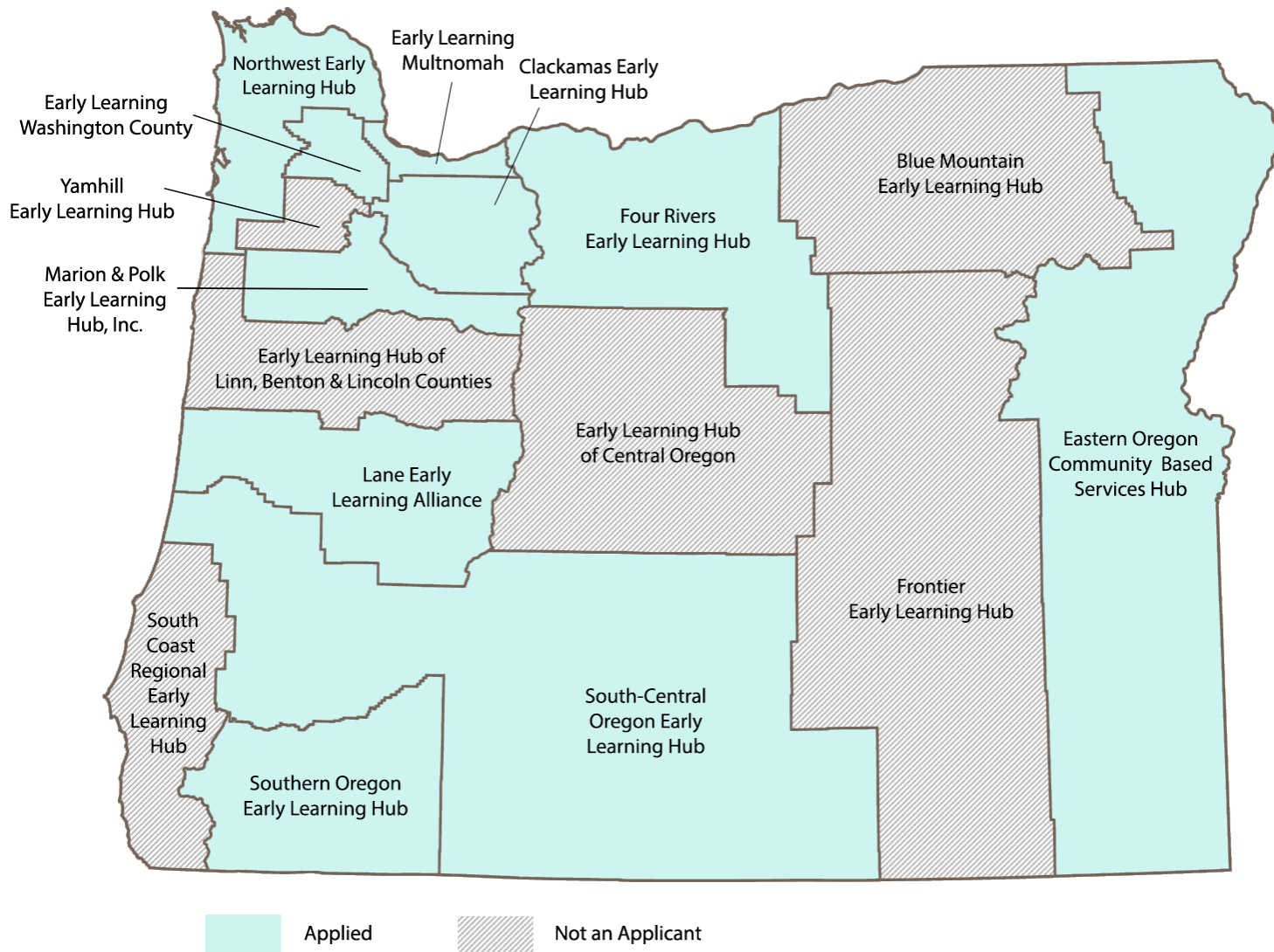
Capacity to Support High Quality Preschool Programs:

- ▣ Focus on accountability to outcomes, capacity to promote high quality early learning programs, commitment to continuous quality improvement, and collaborative and effective professional development for participating providers.

Applications Received



Applicants



Overall View of Applications

Strengths

High level of interest and engagement of various provider types

Partnerships with community colleges support professional development

Utilization of data to identify target populations and link outcomes to strategic plan

Commitment to connect, partner, and serve parents

Areas for Growth

Capacity building of providers to reach high quality indicators

Community driven and connected implementation plans

Functioning level of Governance and infrastructure

Strengths of Chosen Applicants

Connection to
Community Colleges

Cohesive Regional
Implementation Plans

Universal Enrollment
Strategies

Tribal Engagement

True Mix of
Provider Types

Geographic Diversity

Serving linguistically and
culturally diverse
populations

Services will reach
remote areas of state

Services will reach
densely populated areas
of state

Concrete plans for
quality improvement

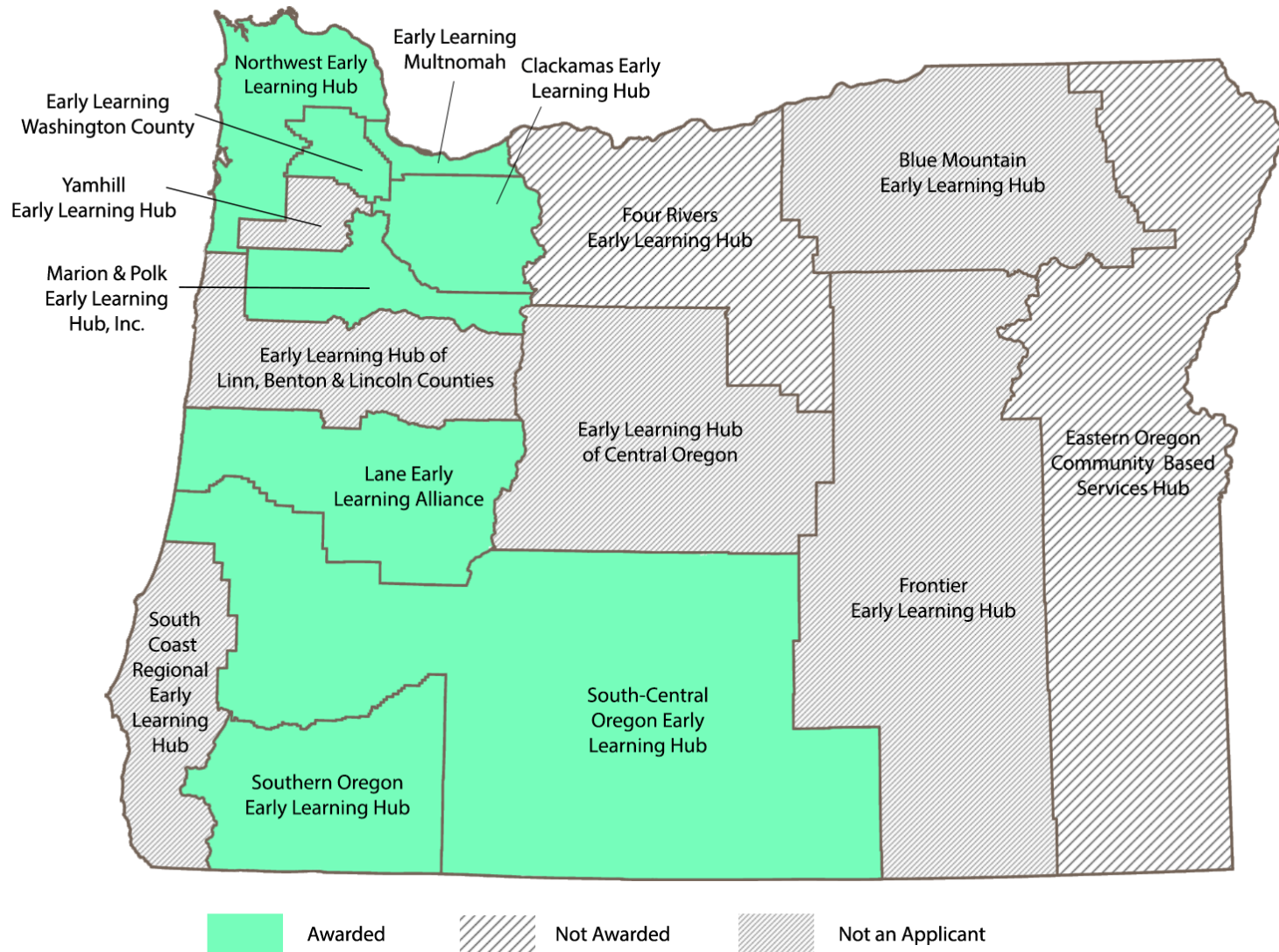
Focus populations
include children in
poverty and children
with disabilities

Equity strategies for
immigrant and refugee
populations

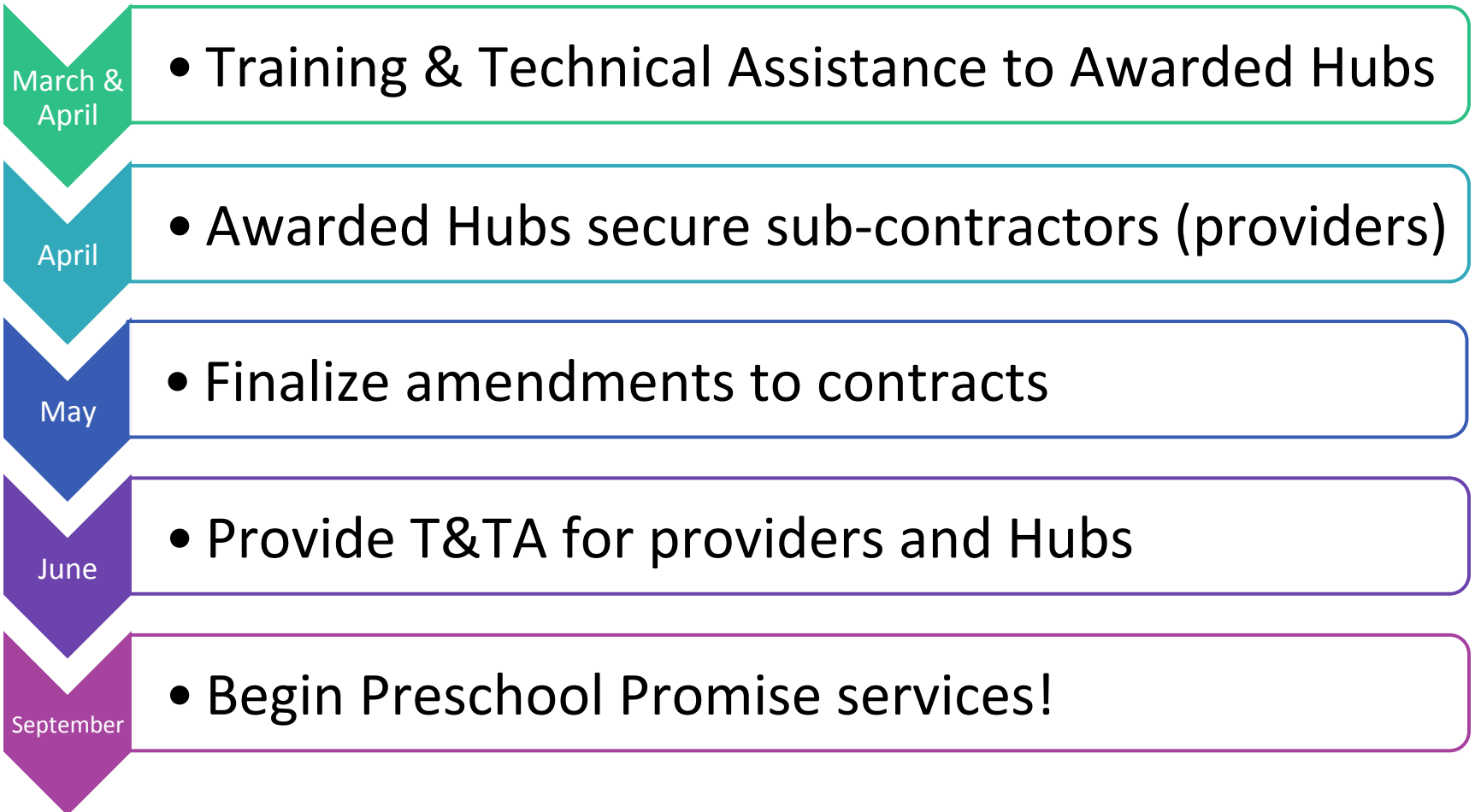
Award Committee Recommendation

- Selected 5 Applications, that include 8 Hubs, to serve approximately 1300 children in year one of implementation.
 1. Marion & Polk Early Learning Hub, Inc.
 2. South-Central Oregon Early Learning Hub
 3. Lane Early Learning Alliance
 4. Southern Oregon Early Learning Hub
 5. NW Regional joint application
 1. NW Regional Early Learning Hub
 2. Early Learning Washington County
 3. Early Learning Multnomah
 4. Clackamas Early Learning Hub

Preschool Promise Awardees




Next Steps Timeline



Budget

Categories	Amount (millions)
Per Child Program Allocation	\$14.3M
Preschool Provider Start-Up & Capacity Building	\$1.5M
Hub Coordination, Support and Administrative Activities	\$1.1M
Total for Hub Contract	\$16.9M
Training & Technical Assistance	\$.4M
Department of Administrative Services (DAS) Cost for RFA process	\$.2M
TOTAL ALLOCATION	\$17.5M



Discussion & Questions